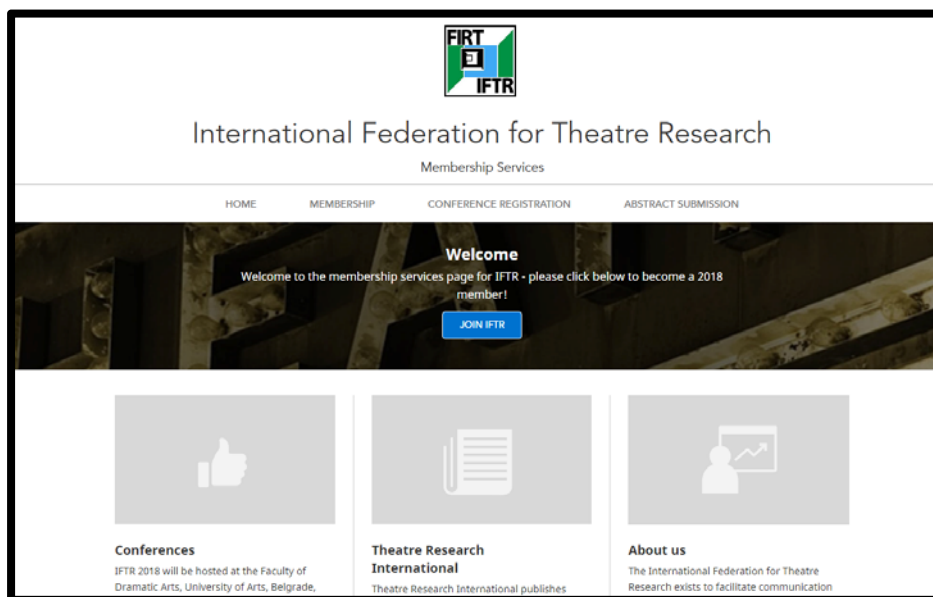


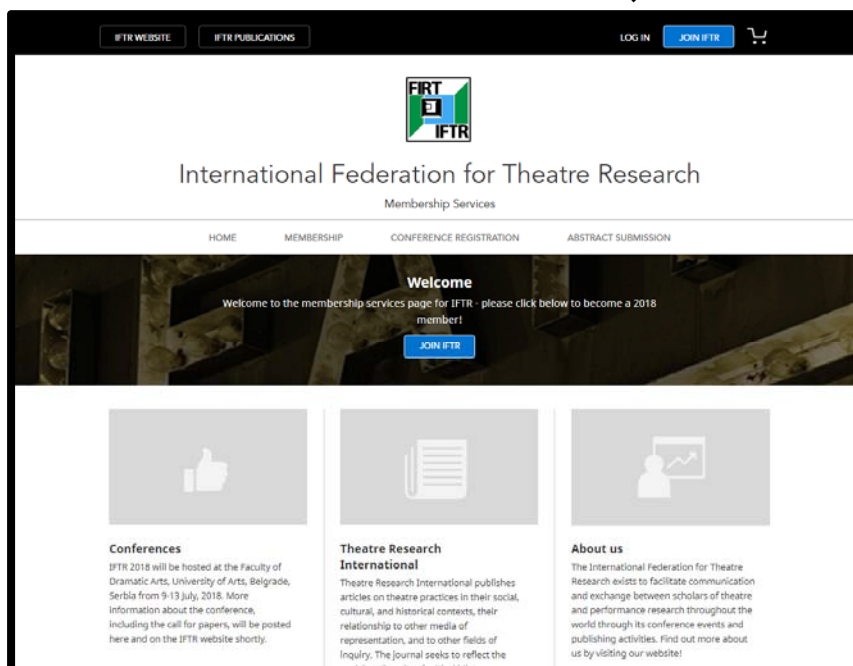
How to become an IFTR member if you have a Cambridge Core account

Step 1: Go to the [IFTR Cambridge homepage](http://www.cambridge.org/core/membership/iftr):

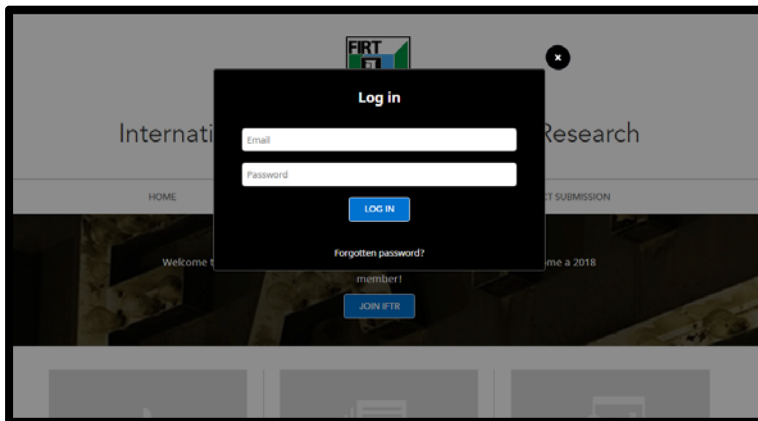
www.cambridge.org/core/membership/iftr



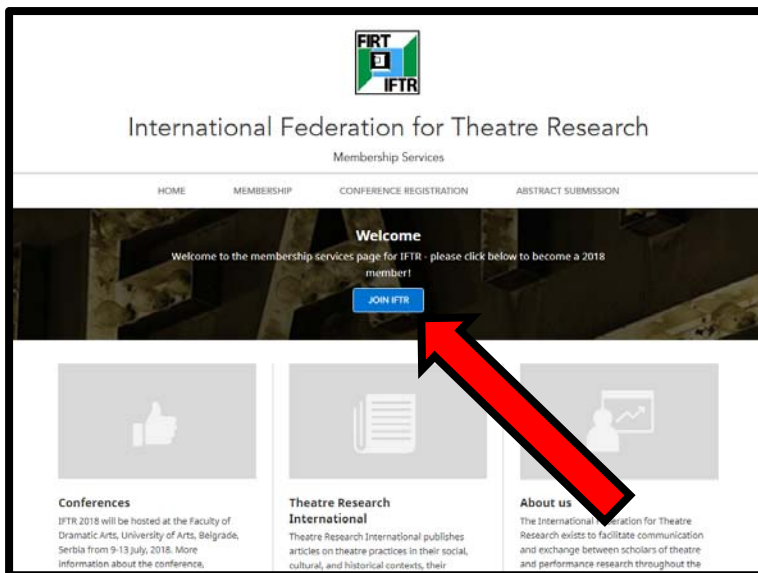
Step 2: Click on 'LOG IN'



Step 3: Log in with your email address and password



Step 4: Click on 'JOIN IFTR'



Step 5: Select your membership category, and then click 'NEXT'

HOME MEMBERSHIP CONFERENCE REGISTRATION ABSTRACT SUBMISSION

1 2 3 4 5
Email Account Membership Address Confirm

Select membership

For an explanation of 'Band A' and 'Band B' differentiation, please visit the membership page via the menu above.

Membership Categories 2018

- Individual Member Band A with subscription to TRI €75.00
- Individual Member Band B with subscription to TRI €25.00
- Student Member with Subscription to TRI €25.00
- Student Member without Subscription to TRI €15.00

BACK NEXT

Contact us
If you experience any problems with the site please do not hesitate to contact us at memberservices@cambridge.org

Step 6: Add a billing address, and a delivery address, and click 'Next'

Billing and delivery address details

Your billing address
Note, your billing address must match the address to which your card is registered

UPDATE
ADD NEW ADDRESS

Your delivery address
Note, if your order entitles you to print copies of a journal they will be sent to this address

UPDATE
ADD NEW ADDRESS

BACK NEXT

Step 7: Proceed to the 'Confirm cart' screen, review your selection, and then click 'CHECKOUT'

By selecting Checkout, you confirm that you agree to our [Terms and Conditions](#)

BACK CHECKOUT

Contact us
If you experience any problems with the site please do not hesitate to contact us at memberservices@cambridge.org

Step 10: You will be taken to Cybersource to complete your purchase. You will be returned to the Cambridge site once payment is complete

